



Analysis of Employer's feedback regarding Curriculum Academic Session 2023-24

The students of our college are working in different organisations at different designations. We are really thankful and obelized to the employer's as they have given the opportunities to our students and giving their precious feedback regarding the curriculum for future developments.

Methodology

The feedback from students on design and review of curriculum was obtained through structured questionnaire which included 10 questions on various aspects of curriculum. A five point Likert Scale has been used with weights assigned from 1 to 5 to different levels as follows:

1. Strongly Disagree
2. Disagree
3. Neutral
4. Agree
5. Strongly Agree

The Range of each order or level is determined by the following formula:
(Highest point in Likert Scale- Lowest point in Likert Scale)/ Number of levels used
Therefore, Range= (5-1)/5=4/5=0.8

Hence,

Range for 'Strongly Disagree' is	1.0 to 1.8
Range for 'Disagree' is	1.8 to 2.6
Range for 'Neutral' is	2.6 to 3.4
Range for 'Agree' is	3.4 to 4.2
Range for 'Strongly Agree' is	4.2 to 5.0



A. Rath

Principal
Ismail National Mahila (P.G.) College
Meerut



Data Analysis and Interpretation

Following is the tabular analysis of each question showing no. of alumni's responses on five point Likert Scale, percentage of employer's feedback, weighted score and weighted mean score of each question.

Q.1: - The curriculum was relevant for employability.

Responses	Strongly Disagree 1	Disagree 2	Neutral 3	Agree 4	Strongly Agree 5	Total
No. of students	0	0	0	20	4	24
Percentage	0	0	0	83.3	16.6	100
Weighted score	0	0	0	80	20	100
Weighted Mean Score						4.1

The results to question 1 are presented below in diagram as shown in fig.1

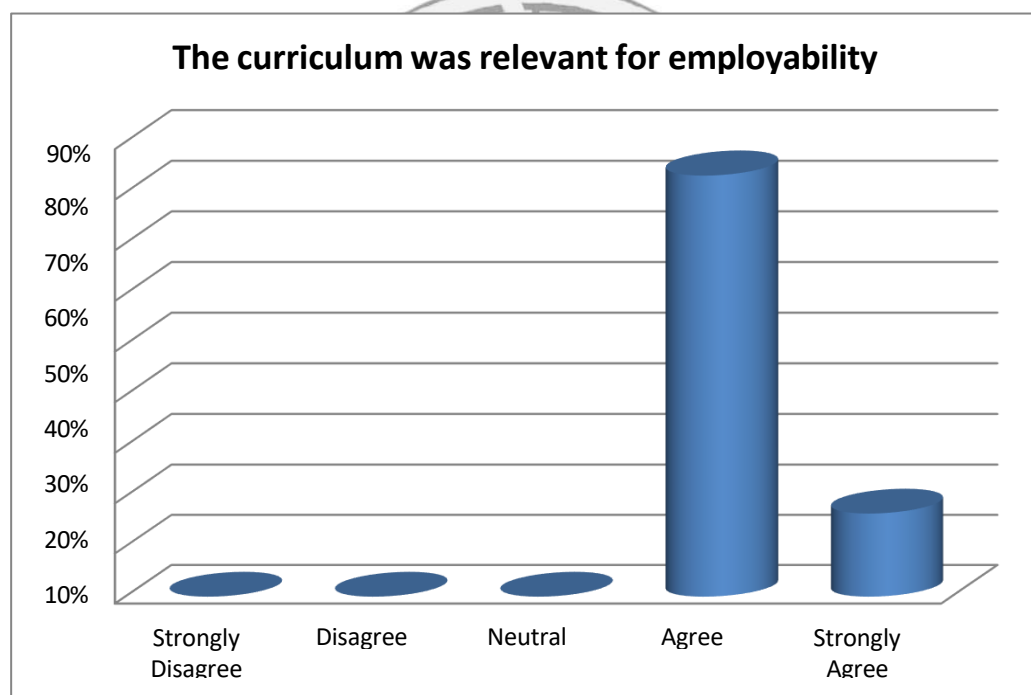



Figure (1)

A. Rath
Principal
Ismail National Mahila (P.G.) College
Meerut

**Q.2: - The Curriculum was Effective in developing innovative Thinking.**

Responses	Strongly Disagree 1	Disagree 2	Neutral 3	Agree 4	Strongly Agree 5	Total
No. of students	0	0	1	10	13	24
Percentage	0	0	4.1	41.6	54.1	100
Weighted score	0	0	3	40	65	108
Weighted Mean Score						4.5

The results to question 2 are presented below in diagram as shown in fig.2

**Figure (2)**

Principal
 Ismail National Mahila (P.G.) College
 Meerut



Q.3: - The Curriculum was Effective in the Development of Entrepreneurship.

Responses	Strongly Disagree 1	Disagree 2	Neutral 3	Agree 4	Strongly Agree 5	Total
No. of students	0	0	0	12	12	24
Percentage	0	0	0	50	50	100
Weighted score	0	0	0	48	60	108
Weighted Mean Score						4.5

The results to question 3 are presented below in diagram as shown in fig.3

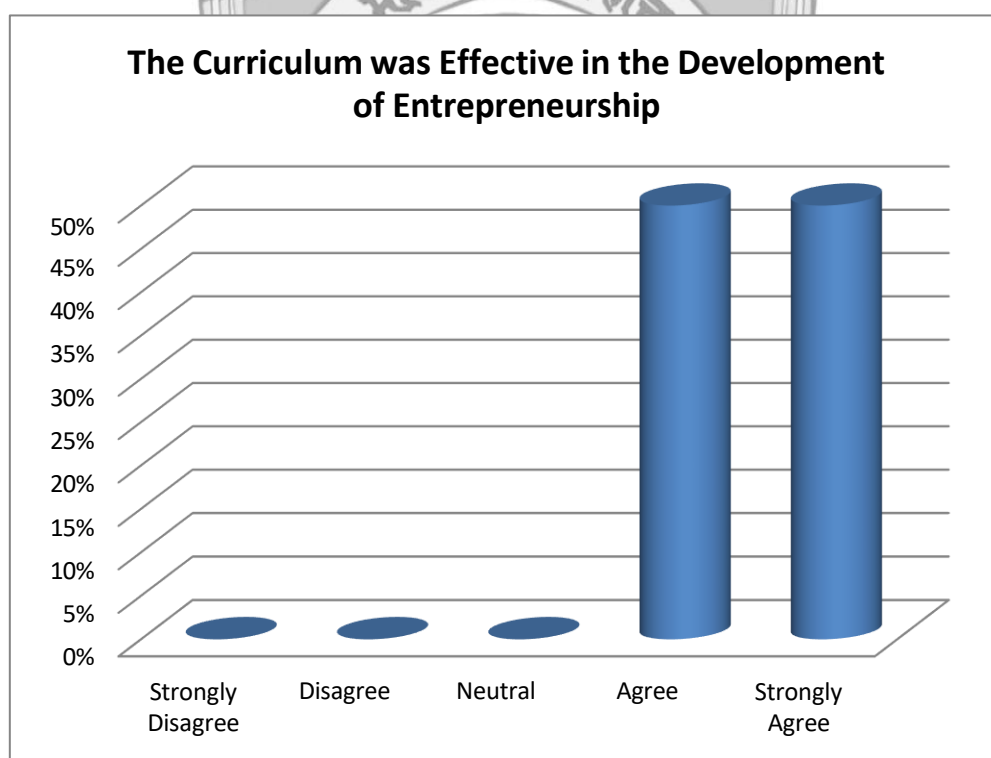


Figure (3)

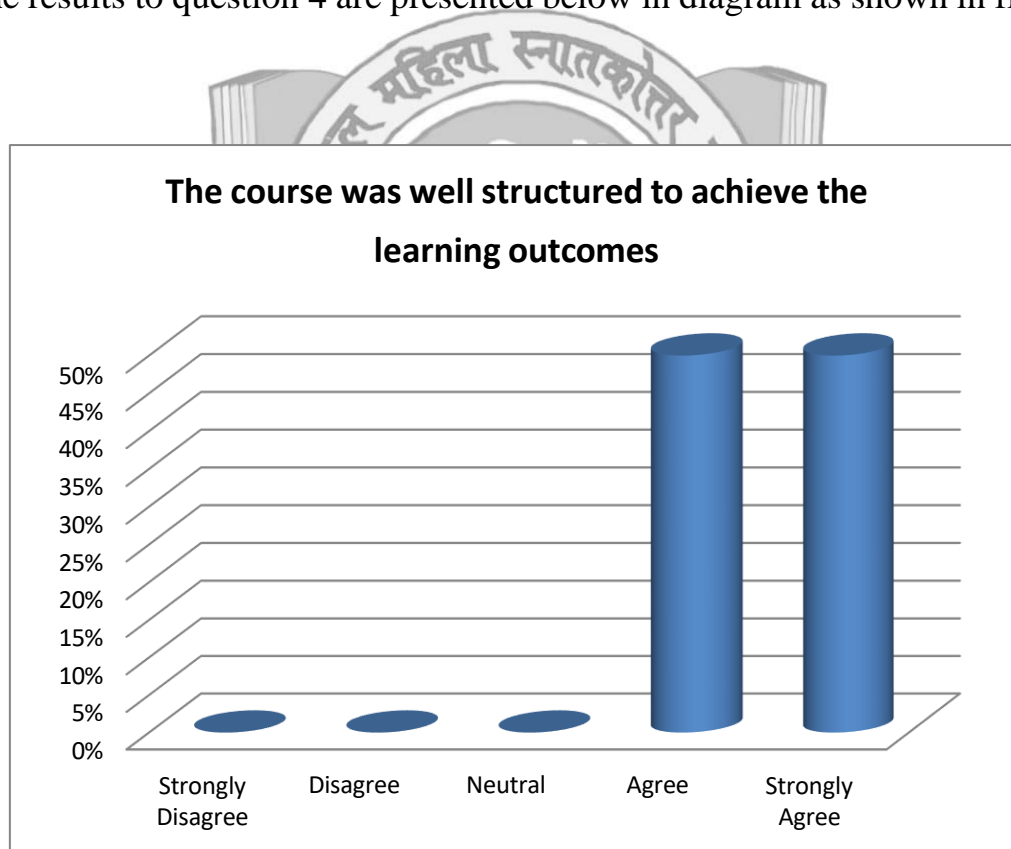


Principal
 Ismail National Mahila (P.G.) College
 Meerut

**Q.4: - The course was well structured to achieve the learning outcomes.**

Responses	Strongly Disagree 1	Disagree 2	Neutral 3	Agree 4	Strongly Agree 5	Total
No. of students	0	0	0	12	12	24
Percentage	0	0	0	50	50	100
Weighted score	0	0	0	48	60	108
Weighted Mean Score						4.5

The results to question 4 are presented below in diagram as shown in fig.4

**Figure (4)**

A. Rath
Principal
Ismail National Mahila (P.G.) College
Meerut



Q.5: - The syllabus was need based.

Responses	Strongly Disagree 1	Disagree 2	Neutral 3	Agree 4	Strongly Agree 5	Total
No. of students	0	0	0	16	8	24
Percentage	0	0	0	66.6	33.3	100
Weighted score	0	0	0	64	40	104
Weighted Mean Score						4.3

The results to question 5 are presented below in diagram as shown in fig.5

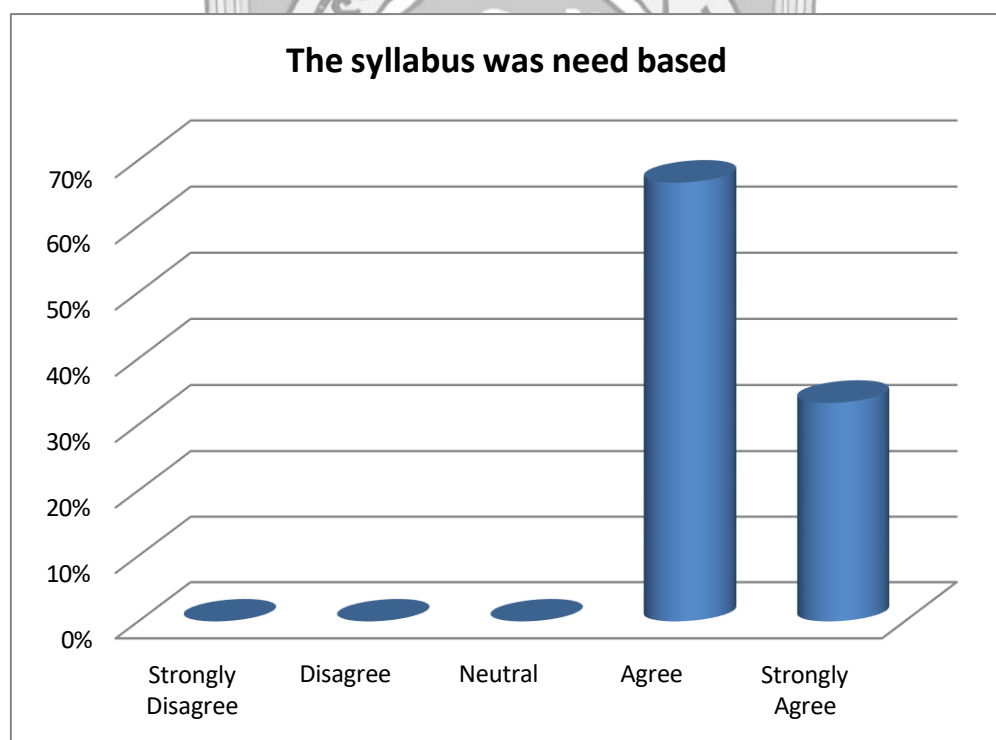


Figure (5)



f. Rath
Principal
Ismail National Mahila (P.G.) College
Meerut



Q.6: - The course was well organized (e.g. teaching hours, content flow, access to materials etc.)

Responses	Strongly Disagree 1	Disagree 2	Neutral 3	Agree 4	Strongly Agree 5	Total
No. of students	0	0	0	17	7	24
Percentage	0	0	0	70.8	29.2	100
Weighted score	0	0	0	68	35	103
Weighted Mean Score						4.2

The results to question 6 are presented below in diagram as shown in fig.6

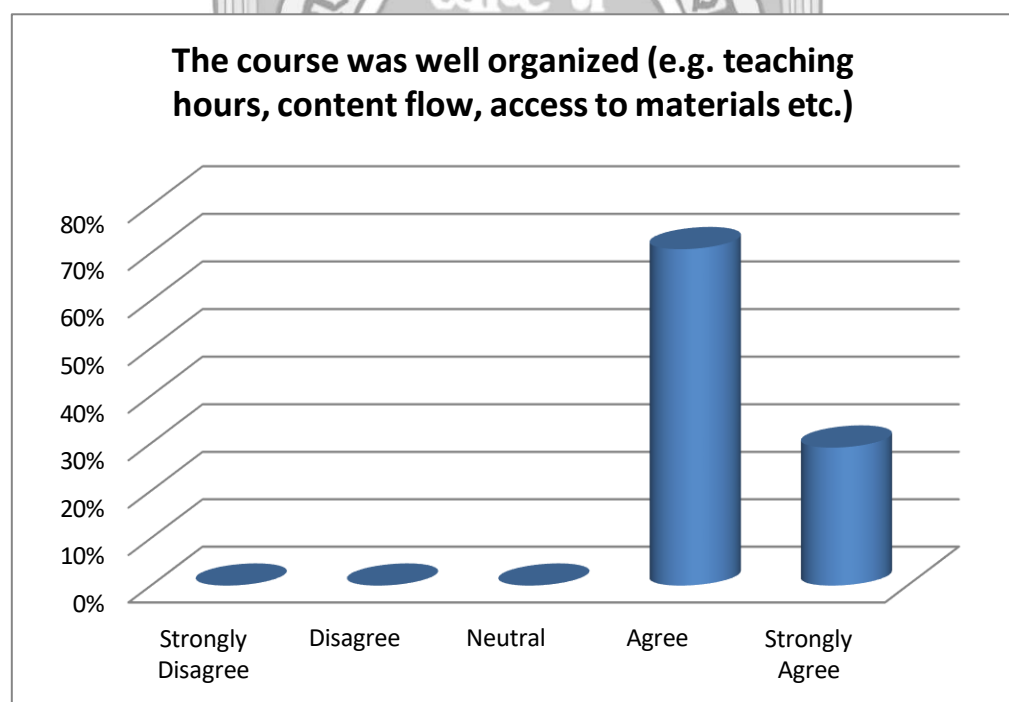


Figure (6)



A. Rath
Principal
Ismail National Mahila (P.G.) College
Meerut



ESTD 1962

ISMAIL NATIONAL MAHILA (P.G.) COLLEGE, MEERUT

~ Empowering Young Women ~

(Affiliated to C.C.S. University, Meerut)

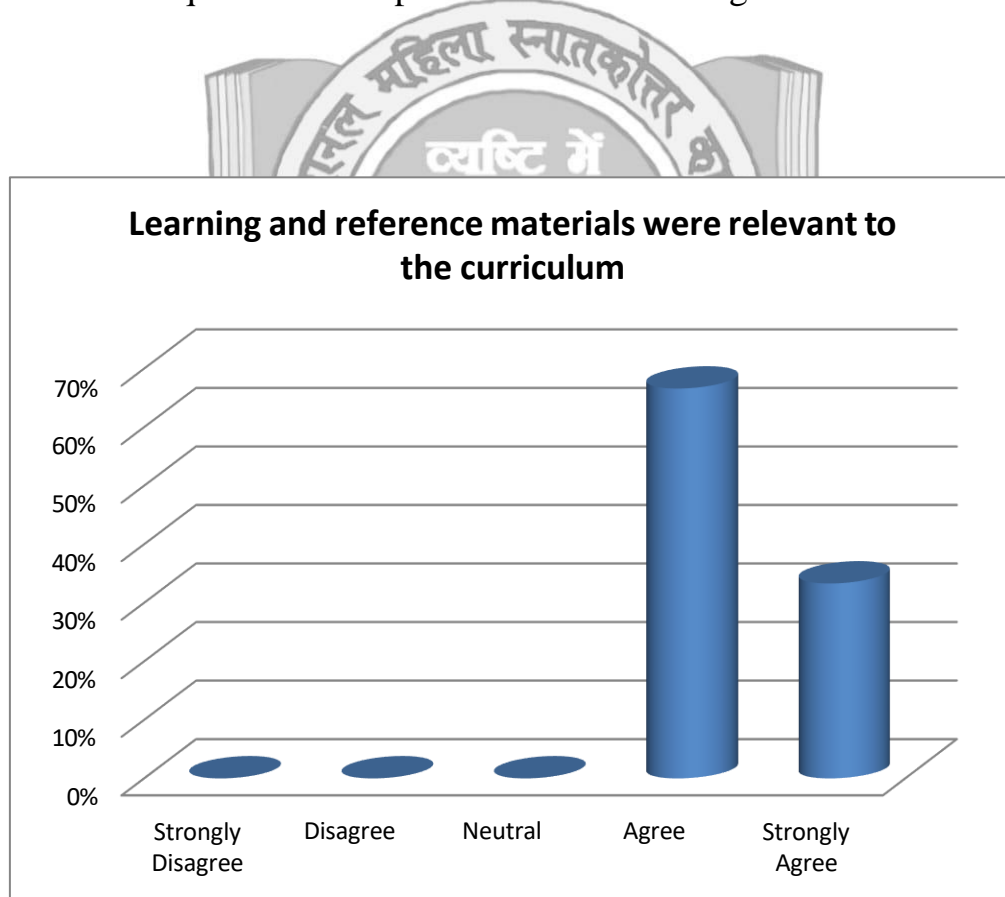
Re-accredited by NAAC with A Grade in 2nd Cycle 2015

CPE Status ; College of Excellence : 2010

Q.7: - Learning and reference materials were relevant to the curriculum.

Responses	Strongly Disagree 1	Disagree 2	Neutral 3	Agree 4	Strongly Agree 5	Total
No. of students	0	0	0	16	8	24
Percentage	0	0	0	66.6	33.3	100
Weighted score	0	0	0	64	40	104
Weighted Mean Score						4.3

The results to question 7 are presented below in diagram as shown in fig.7

**Figure (7)**

A. Rath
Principal
Ismail National Mahila (P.G.) College
Meerut



ESTD 1962

ISMAIL NATIONAL MAHILA (P.G.) COLLEGE, MEERUT

~ Empowering Young Women ~

(Affiliated to C.C.S. University, Meerut)

Re-accredited by NAAC with A Grade in 2nd Cycle 2015

CPE Status ; College of Excellence : 2010

Q.8: - Expectations about the course (enhance knowledge, skill and career opportunity etc.) were achievable.

Responses	Strongly Disagree 1	Disagree 2	Neutral 3	Agree 4	Strongly Agree 5	Total
No. of students	0	0	0	12	12	24
Percentage	0	0	0	50	50	100
Weighted score	0	0	0	48	60	108
Weighted Mean Score						4.5

The results to question 8 are presented below in diagram as shown in fig.8

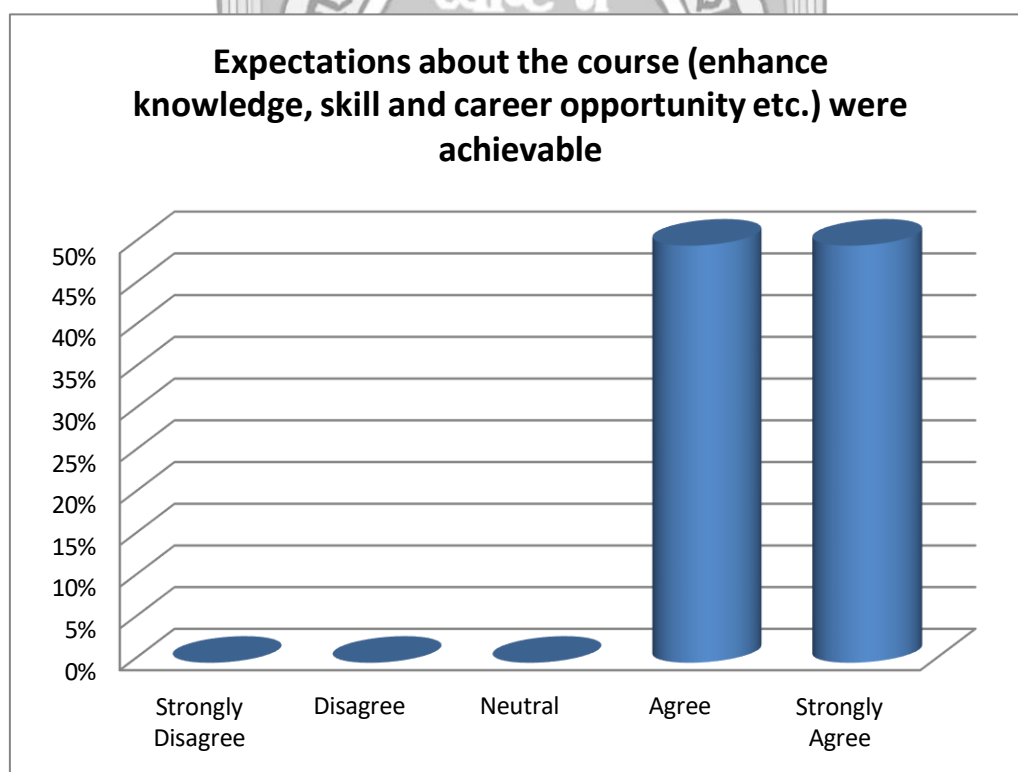


Figure (8)

A. Rath
Principal
Ismail National Mahila (P.G.) College
Meerut



Q.9: - The curriculum provided sufficient knowledge in the area of study.

Responses	Strongly Disagree 1	Disagree 2	Neutral 3	Agree 4	Strongly Agree 5	Total
No. of students	0	0	0	15	9	24
Percentage	0	0	0	62.5	37.5	100
Weighted score	0	0	0	60	45	105
Weighted Mean Score						4.3

The results to question 9 are presented below in diagram as shown in fig.9

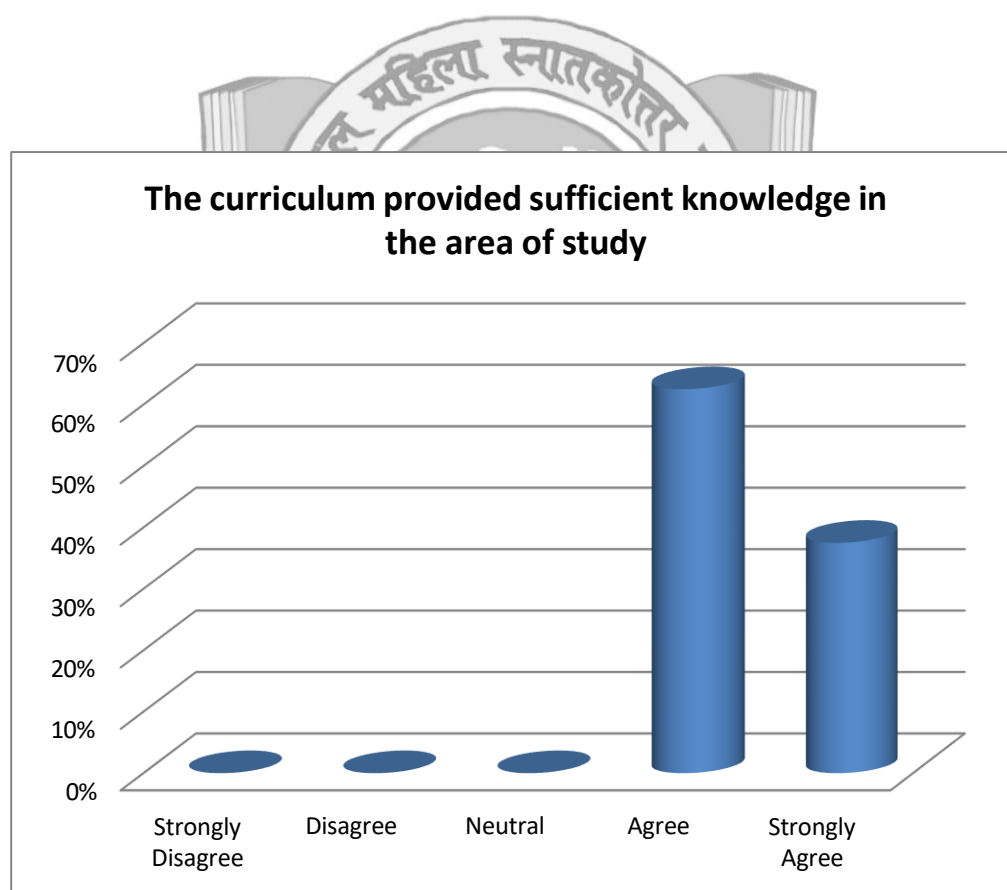


Figure (9)

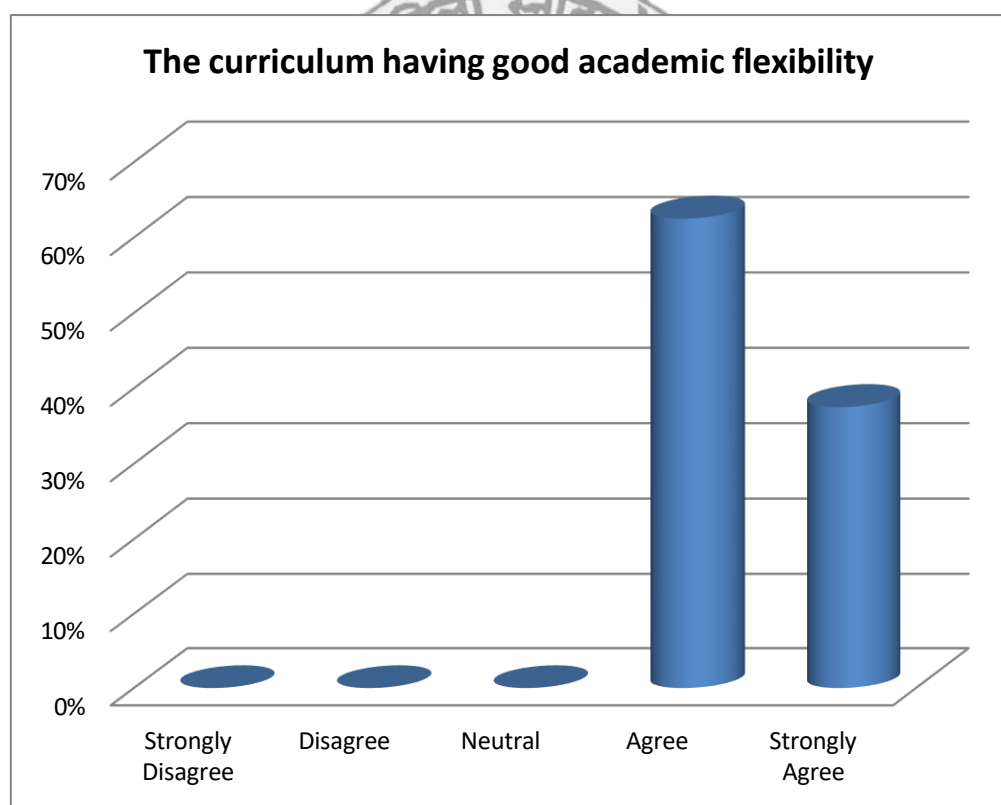


A. Rath
Principal
Ismail National Mahila (P.G.) College
Meerut

**Q.10: - The curriculum having good academic flexibility.**

Responses	Strongly Disagree 1	Disagree 2	Neutral 3	Agree 4	Strongly Agree 5	Total
No. of students	0	0	0	15	9	21
Percentage	0	0	0	62.5	37.5	100
Weighted score	0	0	0	60	45	105
Weighted Mean Score						4.3

The results to question 10 are presented below in diagram as shown in fig.10

**Figure (10)**

Principal
 Ismail National Mahila (P.G.) College
 Meerut



Conclusion

Following Table and Diagram Present Weighted Mean Score on Various Questions:

Table 11: Weighted Mean Score of Questions

Question No.	Statement Of the Questions	Weighted Mean Score
1	The curriculum was relevant for employability.	4.1
2	The curriculum was effective in developing innovative thinking.	4.5
3	The curriculum was effective in the development of entrepreneurship.	4.5
4	The course was well structured to achieve the learning outcomes.	4.5
5	The syllabus was need based.	4.3
6	The course was well organized (e.g. teaching hours , content flow , access to materials etc.)	4.2
7	Learning and reference materials were relevant to the curriculum.	4.3
8	Expectations about the course (enhance knowledge; skill and career opportunity etc.) were achievable.	4.5
9	The curriculum provided sufficient knowledge in the area of study.	4.3
10	The curriculum having good academic flexibility.	4.3



f. Rath
Principal
Ismail National Mahila (P.G.) College
Meerut

Average weighted mean Score = 4.3

Table 11 and figure 11 shows that the average of Weighted Mean Score of all questions is 5 which lies between Likert range 4.2-5.0, that is the Range for 'Strongly Agree from which it can be concluded that on an average strongly agree that the curriculum, content and syllabus designed by the college and its future prospects are adequate, updated and relevant to present employment scenario and enhance their knowledge and skills.

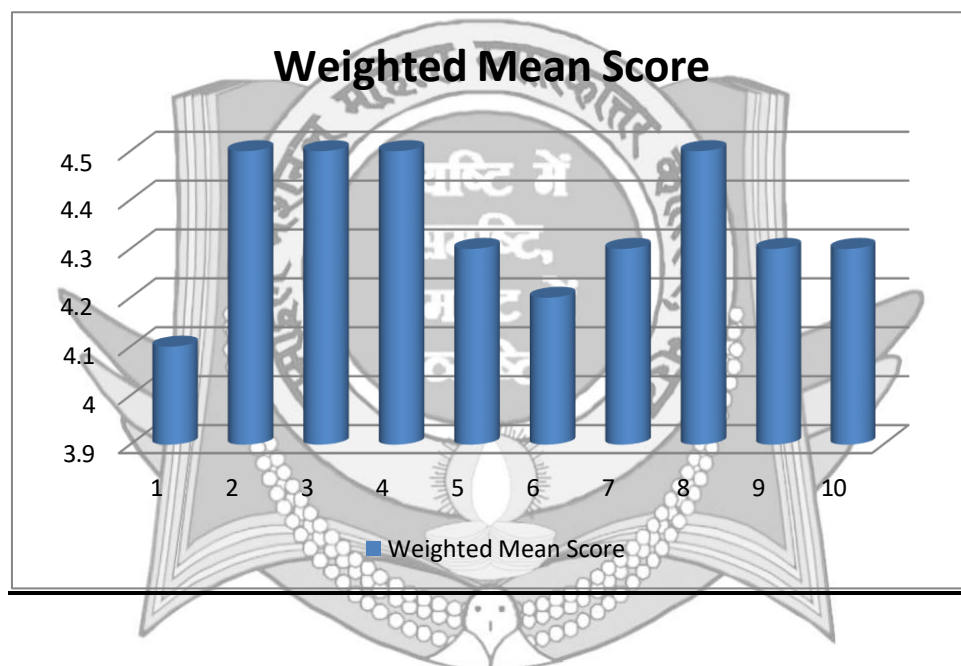


Figure (11)