



ESTD 1962

ISMAIL NATIONAL MAHILA (P.G.) COLLEGE, MEERUT

~ Empowering Young Women ~

(Affiliated to C.C.S. University, Meerut)

Re-accredited by NAAC with A Grade in 2nd Cycle 2015

CPE Status ; College of Excellence : 2010

**Result Analysis of Students Feedback Regarding Design, Structure,
Review and Resources of Curriculum
Academic Session 2023-24**

Ismail National Mahila PG College aims to offer the best possible learning environment to the students in order to enable them to perform to their full potential and compete with ability in emulation. In our view, Students' feedback related to curriculum is very significant to enhance the quality of teaching and learning experience. Feedback from students allows them the opportunity to comment on various aspects of curriculum.

Methodology

The feedback from students on design and review of curriculum was obtained through Structured Questionnaire which included 12 questions on various aspects of curriculum. A five point Likert Scale has been used with weights assigned from 1 to 5 to different levels as follows:

1. Strongly Disagree
2. Disagree
3. Neutral
4. Agree
5. Strongly Agree

The Range of each order or level is determined by the following formula:
(Highest point in Likert Scale- Lowest point in Likert Scale)/ Number of levels used

Therefore, Range= $(5-1)/5=4/5=0.8$

Hence,

Range for 'Strongly Disagree' is

1.0 to 1.8

Range for 'Disagree' is

1.8 to 2.6

Range for 'Neutral' is


2.6 to 3.4

Range for 'Agree' is

3.4 to 4.2

Range for 'Strongly Agree' is

4.2 to 5.0



[Signature]
Principal
Ismail National Mahila (P.G.) College
Meerut



Data Analysis and Interpretation

Following is the tabular analysis of each question showing no. of student's responses on five point Likert Scale, percentage of student's responses, weighted score and weighted mean score of each question.

Topic: - Curriculum Design

Q.1: - Curriculum is need based.

Table 1: Responses on the neediness of assigned curriculum.

Responses	Strongly Disagree 1	Disagree 2	Neutral 3	Agree 4	Strongly Agree 5	Total
No. of students	32	19	53	389	136	629
Percentage	5.0	3.0	8.4	61.8	21.6	100
Weighted score	32	38	159	1556	680	2465
Weighted Mean Score						3.91

The results to question 1 are presented below in diagram as shown in fig.1

1. Curriculum is need based. पाठ्यक्रम आवश्यकता आधारित है।

629 responses

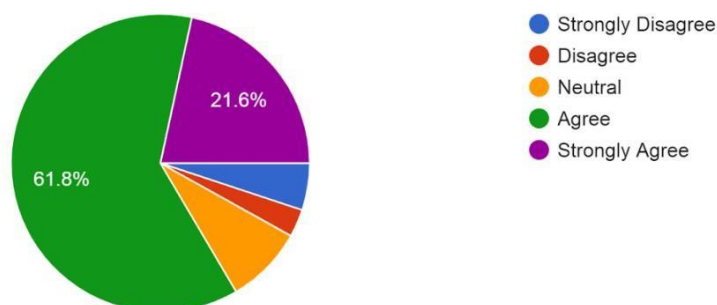


Figure (1)

[Signature]
Principal
Ismail National Mahila (P.G.) College
Meerut

**Topic: - Curriculum Design**

Q.2: - The course content is adequate in relation to the expected course outcomes.

Table 2: Responses on the adequateness of course content in relation to the outcomes.

Responses	Strongly Disagree 1	Disagree 2	Neutral 3	Agree 4	Strongly Agree 5	Total
No. of students	35	24	72	412	86	629
Percentage	5.5	3.8	11.4	65.5	13.6	100
Weighted score	35	48	216	1648	430	2377
Weighted Mean Score						3.77

The results to question 2 are presented below in diagram as shown in fig.2

2. The course content is adequate in relation to the expected course outcomes (COs). पाठ्यक्रम सामग्री अपक्षित पाठ्यक्रम परिणाम के संबंध में पर्याप्त है।

629 responses

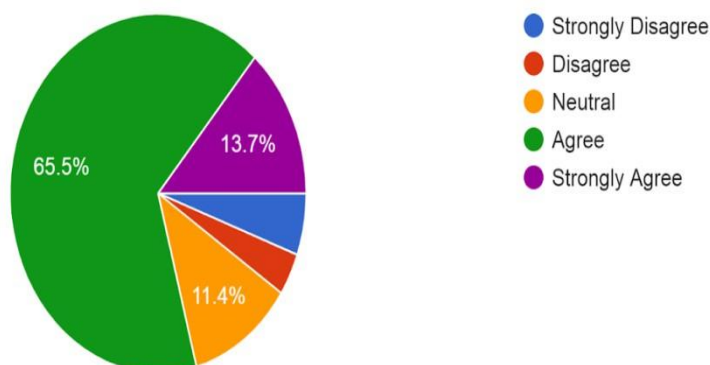


Figure (2)



A. Rath
Principal
Ismail National Mahila (P.G.) College
Meerut

**Topic: - Curriculum Design**

Q.3: - The syllabus is designed to enhance the employability skills of the students.

Table 3: Responses on the enhancement of the employability in relation to the syllabus designed.

Responses	Strongly Disagree 1	Disagree 2	Neutral 3	Agree 4	Strongly Agree 5	Total
No. of students	30	27	47	409	116	629
Percentage	4.7	4.2	7.4	65.0	18.4	100
Weighted score	30	54	141	1636	580	2441
Weighted Mean Score						3.88

The results to question 3 are presented below in diagram as shown in fig.3

3. The syllabus is designed to enhance the employability skills of the student. पाठ्यक्रम को छात्रा कि रोजगार कौशल को बढ़ाने के लिए प्ररूपित किया गया है।

629 responses

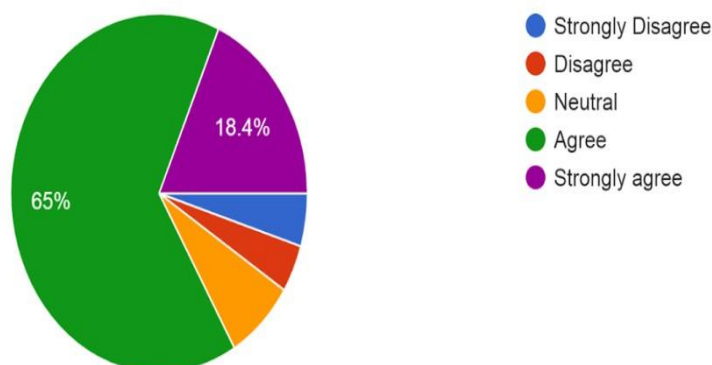


Figure (3)



A. Rath
Principal
Ismail National Mahila (P.G.) College
Meerut



Topic: - Curriculum Design

Q.4: - Content of the course encourages self-learning.

Table 4: Responses on the encouragement of the self-learning in relation to the content of the course.

Responses	Strongly Disagree 1	Disagree 2	Neutral 3	Agree 4	Strongly Agree 5	Total
No. of students	25	22	43	397	142	629
Percentage	3.9	3.4	6.8	63.1	22.5	100
Weighted score	25	44	129	1588	710	2496
Weighted Mean Score						3.96

The results to question 4 are presented below in diagram as shown in fig.4

4. Content of the courses encourages self learning. पाठ्यक्रम की पाठ्य सामग्री स्वयं सीखने को प्रोत्साहित करती है।

629 responses

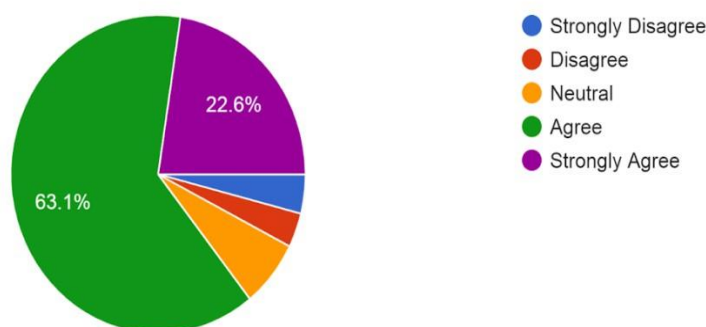


Figure (4)



A. Rath
Principal
Ismail National Mahila (P.G.) College
Meerut

**Topic: - Curriculum Structure**

Q.5: - The curriculum covers the relevant topics for the assigned subjects.

Table 5: Responses on the coverage of the curriculum in relation to the subject assigned.

Responses	Strongly Disagree 1	Disagree 2	Neutral 3	Agree 4	Strongly Agree 5	Total
No. of students	33	29	70	404	93	629
Percentage	5.2	4.6	11.1	64.2	14.7	100
Weighted score	33	58	210	1616	465	2382
Weighted Mean Score						3.78

The results to question 5 are presented below in diagram as shown in fig.5

5. The curriculum covers the relevant topics for the assigned subject. पाठ्यक्रम निर्दिष्ट विषय के लिए प्रासंगिक विषयों को समावेशित करता है।

629 responses

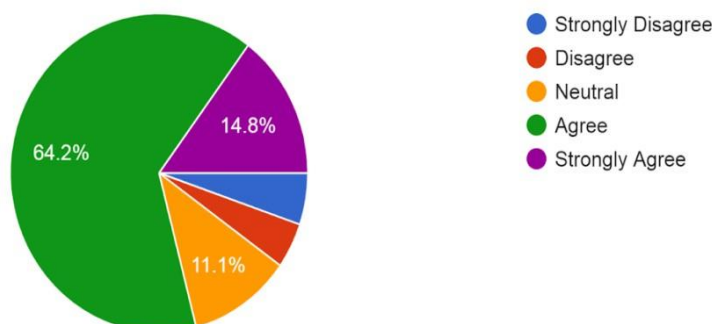


Figure (5)



A. Rath
Principal
Ismail National Mahila (P.G.) College
Meerut



Topic: - Curriculum Structure

Q.6: - Usage of teaching aids, handouts, suitable references, PPTs, Internet resources, ICT tools by the teacher to enrich the curriculum.

Table 6: Responses on the enrichment of curriculum in relation to the usage of modern teaching aids and ICT tools.

Responses	Strongly Disagree 1	Disagree 2	Neutral 3	Agree 4	Strongly Agree 5	Total
No. of students	27	47	74	388	93	629
Percentage	4.2	4.4	11.7	61.6	14.7	100
Weighted score	27	94	222	1552	465	2360
Weighted Mean Score						3.75

The results to question 6 are presented below in diagram as shown in fig.6

6. Usage of teaching aids, handouts, suitable references, PPTs, Internet resources, ICT tools by the teacher to enrich the curriculum. पाठ्यक्रम को समृद्ध, पीपीटी, इंटरनेट संसाधन, आइसीटी उपकरण का उपयोग।
629 responses

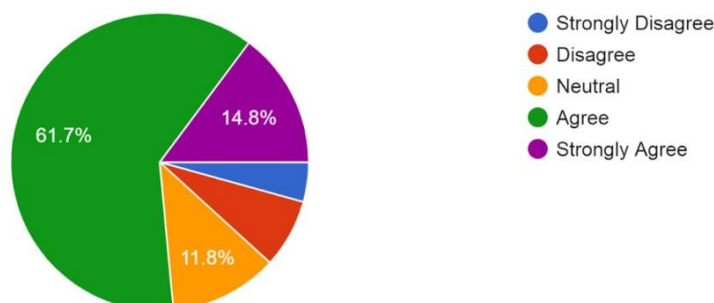


Figure (6)



A. Rath
Principal
Ismail National Mahila (P.G.) College
Meerut



Topic: - Curriculum Structure

Q.7: - The curriculum gives adequate weightage to theoretical and applied knowledge.

Table 7: Responses on the weightage of curriculum in relation to the theoretical and applied knowledge.

Responses	Strongly Disagree 1	Disagree 2	Neutral 3	Agree 4	Strongly Agree 5	Total
No. of students	32	10	44	418	125	629
Percentage	5.0	1.5	6.9	66.4	19.8	100
Weighted score	32	20	132	1672	625	2481
Weighted Mean Score						3.94

The results to question 7 are presented below in diagram as shown in fig.7

7. The curriculum gives adequate weightage to theoretical and applied knowledge. पाठ्यक्रम सैद्धान्तिक और व्यावहारिक ज्ञान को पर्याप्त महत्व देता है।

629 responses

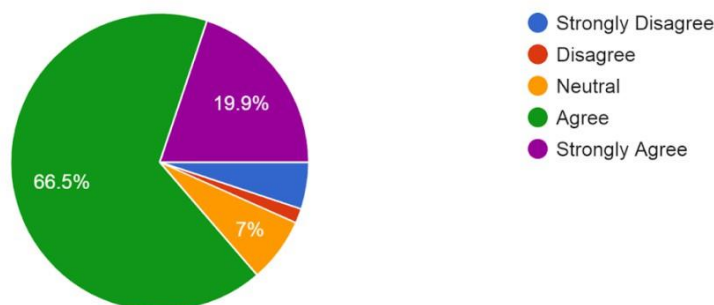


Figure (7)



A. Rath
Principal
Ismail National Mahila (P.G.) College
Meerut



Topic: - Review on Curriculum

Q.8: - Recent advancements are regularly upgraded and added in the curriculum.

Table 8: Responses on the upgradation and addition of recent advancements in curriculum.

Responses	Strongly Disagree 1	Disagree 2	Neutral 3	Agree 4	Strongly Agree 5	Total
No. of students	27	24	59	419	100	629
Percentage	4.2	3.8	9.3	66.6	15.8	100
Weighted score	27	48	177	1676	500	2428
Weighted Mean Score						3.86

The results to question 8 are presented below in diagram as shown in fig.8

8. Recent advancements are regularly upgraded and added in the curriculum. वर्तमान प्रगति को नियमित रूप से उन्नत करके पाठ्यक्रम में जोड़ा गया है।

629 responses

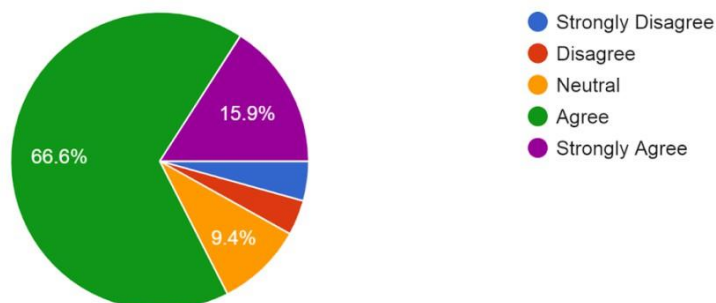


Figure (8)

f. Rath
Principal
Ismail National Mahila (P.G.) College
Meerut



Topic: - Review on Curriculum

Q.9: - The curriculum has enhanced your knowledge, skills and competencies.

Table 9: Responses on the enhancement of student's knowledge through curriculum.

Responses	Strongly Disagree 1	Disagree 2	Neutral 3	Agree 4	Strongly Agree 5	Total
No. of students	22	9	39	400	159	629
Percentage	3.4	1.4	6.2	63.5	25.2	100
Weighted score	22	18	117	1600	795	2552
Weighted Mean Score						4.05

The results to question 9 are presented below in diagram as shown in fig.9

9. The curriculum has enhanced your knowledge, skills and competencies. पाठ्यक्रम ने आपके ज्ञान, कौशल और दक्षताओं को बढ़ाया है।

629 responses

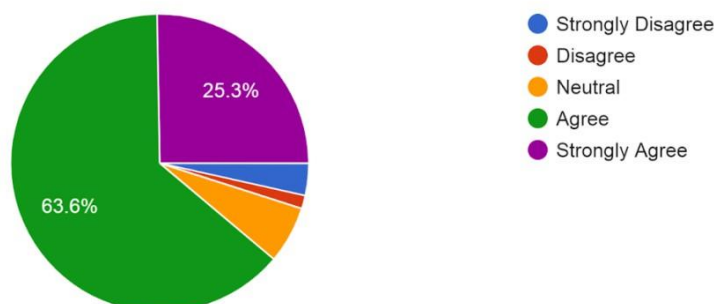


Figure (9)

A. Rath
Principal
Ismail National Mahila (P.G.) College
Meerut



Topic: - Review on Curriculum

Q.10: - The entire syllabus is completed in the allotted time period.

Table 10: Responses on the completeness of syllabus in relation to the allotted time period.

Responses	Strongly Disagree 1	Disagree 2	Neutral 3	Agree 4	Strongly Agree 5	Total
No. of students	28	28	52	408	113	629
Percentage	4.4	4.4	8.2	64.8	17.9	100
Weighted score	28	56	156	1632	565	2437
Weighted Mean Score						3.87

The results to question 10 are presented below in diagram as shown in fig.10

10. The entire syllabus is completed in the allotted time period. संपूर्ण पाठ्यक्रम को दी गई समय अवधि में पूरा किया जाता है।

629 responses

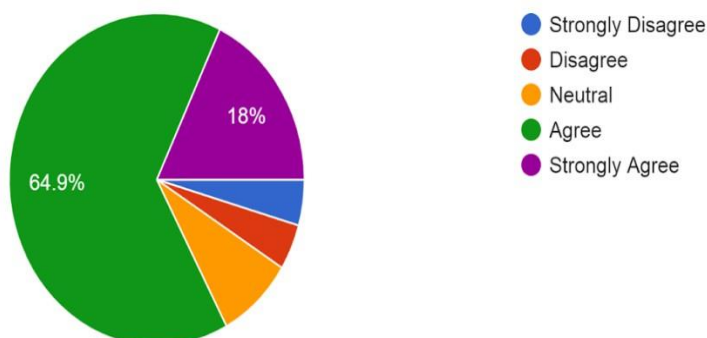


Figure (10)



A. Rath
Principal
Ismail National Mahila (P.G.) College
Meerut



Topic: - Resources for curriculum enrichment

Q.11: - The college has sufficient ICT tools and computer lab facilities to cover the syllabus.

Table 11: Responses on the sufficiency of ICT tools and lab facilities in relation to the coverage of syllabus.

Responses	Strongly Disagree 1	Disagree 2	Neutral 3	Agree 4	Strongly Agree 5	Total
No. of students	28	32	52	393	124	629
Percentage	4.4	5.0	8.2	62.4	19.7	100
Weighted score	28	64	156	1572	620	2440
Weighted Mean Score						3.87

The results to question 11 are presented below in diagram as shown in fig.11

11. The college has sufficient ICT tools and computer lab facilities to cover the syllabus. महाविद्यालय में पाठ्यक्रम को पूरा करने के लिए पर्याप्त आईसीटी उपकरण और कम्प्यूटर लैब की सुविधा है।
629 responses

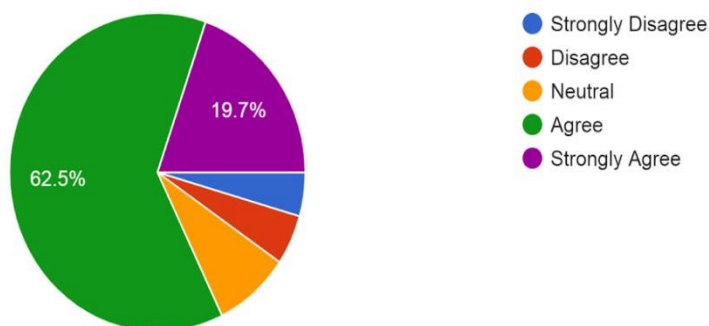


Figure (11)

A. Rath
Principal
Ismail National Mahila (P.G.) College
Meerut




Topic: - Resources for curriculum enrichment

Q.12: - The college has sufficient ICT tools and computer lab facilities to cover the syllabus.

Table 12: Responses on the sufficiency of ICT tools and lab facilities in relation to the coverage of syllabus.

Responses	Strongly Disagree 1	Disagree 2	Neutral 3	Agree 4	Strongly Agree 5	Total
No. of students	31	35	37	390	136	629
Percentage	4.9	5.5	5.8	62.0	21.6	100
Weighted score	31	70	111	1560	680	2452
Weighted Mean Score						3.89

The results to question 12 are presented below in diagram as shown in fig.12



12. Sufficient books and reference material is available for the topics mentioned in the curriculum in the college library. महाविद्यालय के पुस्तकालय में पाठ्यक्र...यों के लिए पर्याप्त पुस्तकें एवं संदर्भ सामग्री उपलब्ध है।
629 responses

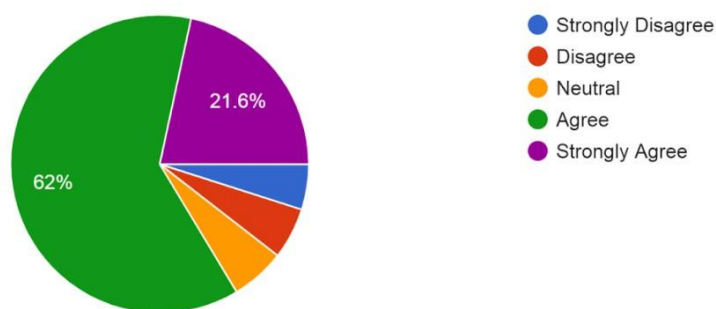


Figure (12)



A. Rath
Principal
Ismail National Mahila (P.G.) College
Meerut



Conclusion

Following Table and Diagram Present Weighted Mean Score on Various Questions

Table 11: Weighted Mean Score of Questions

Question No.	Statement Of the Questions	Weighted Mean Score
1	The curriculum is need based.	3.91
2	The courses content is adequate in relation to the expected course outcomes.	3.77
3	The syllabus is designed to enhance the employability skills of the students.	3.88
4	Content of the course encourages self-learning.	3.96
5	The curriculum covers the relevant topics for the assigned subjects.	3.78
6	Usage of teaching aids , handouts , suitable references ,PPT'S ,Internet resources , ICT tools by the teacher to enrich the curriculum.	3.75
7	The curriculum gives adequate weightage to the theoretical and applied knowledge.	3.94
8	Recent advancements are regularly upgraded and added in the curriculum.	3.86
9	The curriculum has enhanced your knowledge skills and competencies.	4.05
10	The entire syllabus is completed in the allotted time period.	3.87
11	The college has sufficient ICT tools and computer lab facilities to cover the syllabus.	3.87
12	Sufficient books and reference material is available for the topics mentioned in the curriculum in the college library.	3.89



[Signature]
Principal
Ismail National Mahila (P.G.) College
Meerut



Average Weighted Mean Score = 3.87

Table 13 and figure 13 shows that the average of Weighted Mean Score of all questions is 3.96 which lies between Likert range 3.4-4.2, that is the Range for 'Agree' from which it can be concluded that on an average agree that the curriculum, content and syllabus designed by the college and its future prospects are adequate, updated and relevant to present employment scenario and enhance their knowledge and skills.

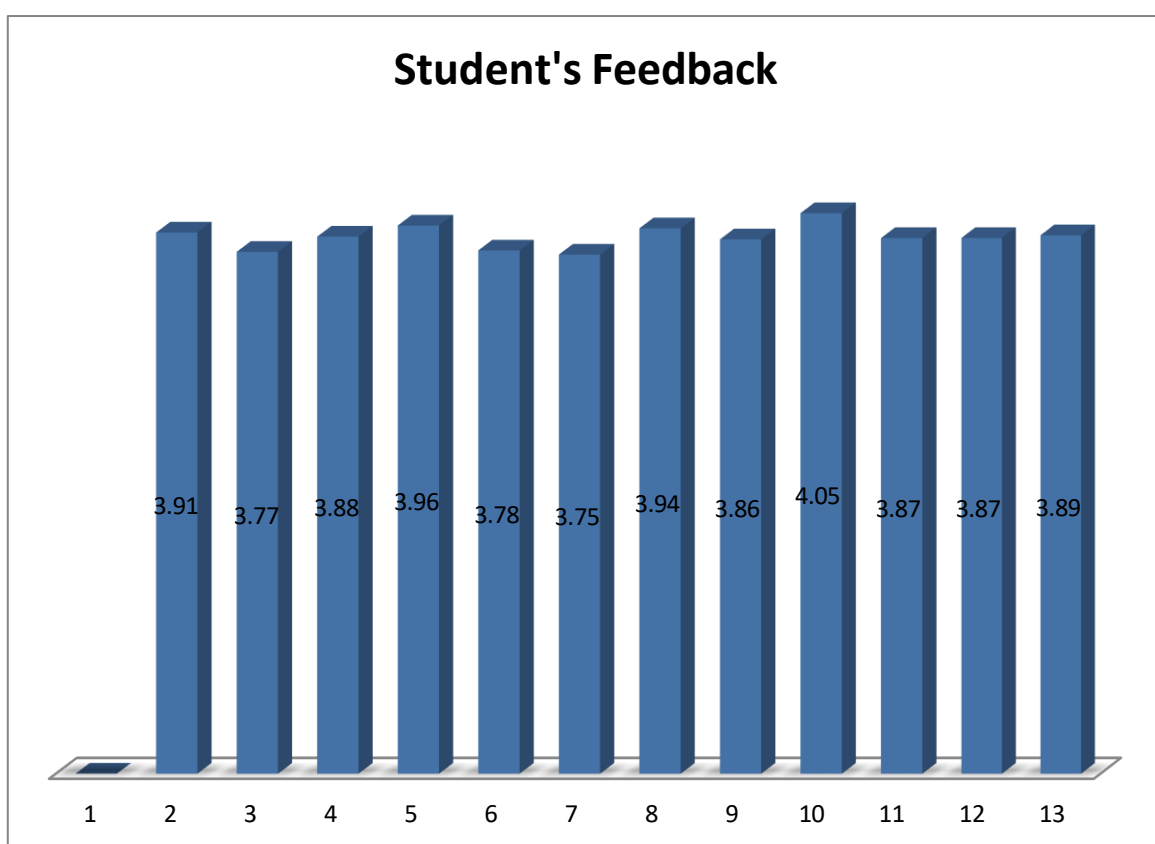


Figure (13)



A. Rath
Principal
Ismail National Mahila (P.G.) College
Meerut



Analysis of Teacher's Feedback Regarding Curriculum
Academic Session 2023-24

The role of faculty in designing and developing of curriculum is one of the most prominent one in the development of any institution. A feedback forms the faculty pertaining to their satisfaction in the modelling of a curriculum plays a pivotal role in establishing the importance of an educational institution in the society in the year 2023-2024.

Methodology

The feedback from Teacher on design and review of curriculum was obtained through Structured Questionnaire which included 10 questions on various aspects of curriculum. A five point Likert scale has been used with weights assigned from 1 to 5 to different levels as follows:

1. Strongly Disagree
2. Disagree
3. Neutral
4. Agree
5. Strongly Agree

The Range of each order or level is determined by the following formula:
(Highest point in Likert Scale- Lowest point in Likert Scale)/ Number of levels used

Therefore, Range= $(5-1)/5=4/5=0.8$

Hence,

Range for 'Strongly Disagree' is	1.0 to 1.8
Range for 'Disagree' is	1.8 to 2.6
Range for 'Neutral' is	2.6 to 3.4
Range for 'Agree' is	3.4 to 4.2
Range for 'Strongly Agree' is	4.2 to 5.0



A. Rath

Principal

Ismail National Mahila (P.G.) College
Meerut



Data Analysis and Interpretation

Following is the tabular analysis of each question showing no. of Teacher's responses on five point Likert Scale, percentage of Teacher's responses, weighted score and weighted mean score of each question.

Q.1: - The curriculum objective is clear and reflected in a syllabus.

Table: 1

Responses	Strongly Disagree 1	Disagree 2	Neutral 3	Agree 4	Strongly Agree 5	Total
No. of Teachers	0	0	2	25	35	62
Percentage	0	0	3.2	40	56.4	100
Weighted score	0	0	6	100	175	281
Weighted Mean Score						4.53

The results to question 1 are presented below in diagram as shown in fig.1

1.The curriculum objectives are clear and reflected in a syllabus.

62 responses

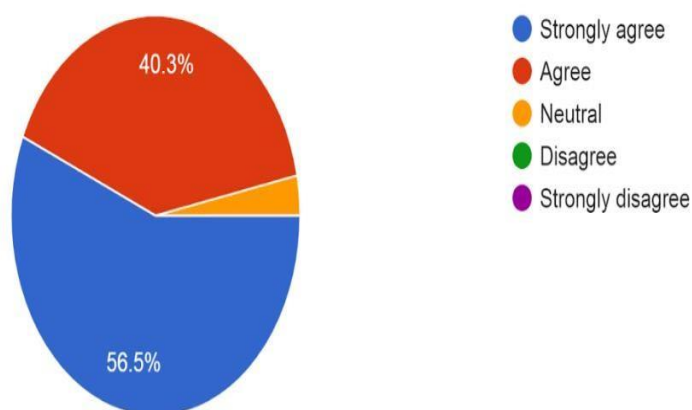


Figure (1)



A. Rath
Principal
Ismail National Mahila (P.G.) College
Meerut




Q.2: - The curriculum is well organized (e.g. teaching hours, content flow etc.)

Table: 2

Responses	Strongly Disagree 1	Disagree 2	Neutral 3	Agree 4	Strongly Agree 5	Total
No. of Teacher	0	1	1	32	28	62
Percentage	0	1.2	1.2	51.6	45.2	100
Weighted score	0	2	3	128	140	273
Weighted Mean Score						4.40

The results to question 2 are presented below in diagram as shown in fig.2



2.The curriculum is well organized (e.g. teaching hours, content flow etc.)

62 responses

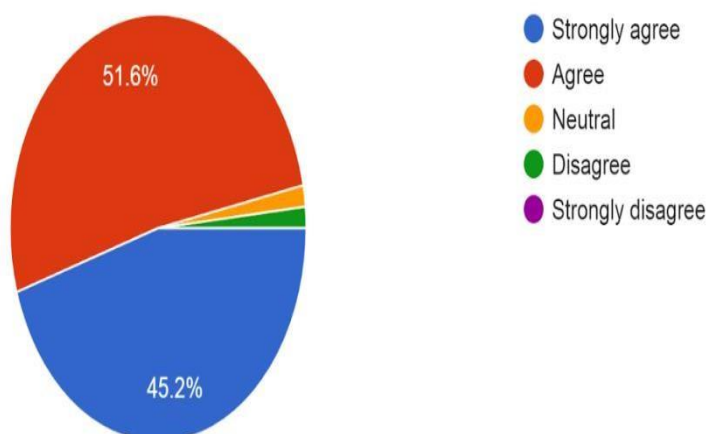


Figure (2)



A. Rath
Principal
Ismail National Mahila (P.G.) College
Meerut